

# Moving Data to and From NeSI




Nooriyah Lohani

Research Communities advisor

October 9th 2019



New Zealand eScience Infrastructure



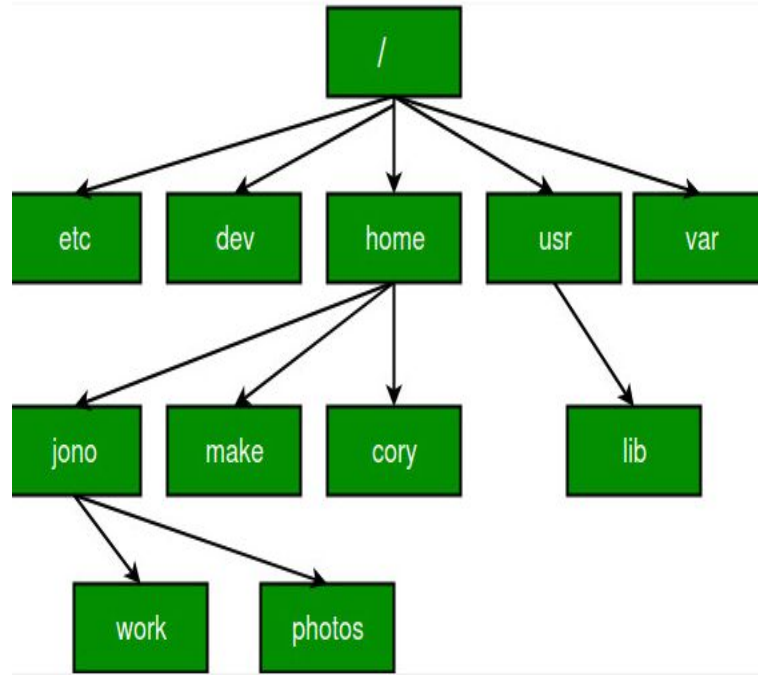
# Overview

- Getting started
- Files and Directories
- File Paths
- Moving Data
- Things to note
- Demo
- Q&A session

# Getting Started

- Get an account on NeSI
  - <https://support.nesi.org.nz/hc/en-gb/articles/360000159715-Creating-a-NeSI-Account>
  - <https://my.nesi.org.nz/>
- Request a project/allocation
  - <https://www.nesi.org.nz/applyforaccess>
- Set-up Password and 2 factor authentication
  - <https://support.nesi.org.nz/hc/en-gb/articles/360000335995-Setting-Up-and-Resetting-Your-Password>
  - <https://support.nesi.org.nz/hc/en-gb/articles/360000203075-Setting-Up-Two-Factor-Authentication>
- Setup terminal (ssh configuration)
  - <https://support.nesi.org.nz/hc/en-gb/articles/360000625535-Standard-Terminal-Setup>

# Files and Directories



- To Navigate to 'lib'
  - `cd /usr/lib`
- Once I am in 'lib' and want to move to home
  - `cd ..`
  - `cd ..`
  - `cd /home/`

---

# File paths: on NeSI

---

Home directory:

*/home/npoo010*

Project directory:

*/nesi/project/nesi99999*

No Backup directory:

*/nesi/nobackup/nesi99999*

---

# Moving Data

- *scp*
  - smaller data transfer
  - From laptops or hard drives
  
- Globus
  - Transfers from institutional clusters is faster
  - Prereq. - setup a personal endpoint
  - Easier to share data with collaborators (if they are not on NeSI)

# Things to note

- **NeSI Tip:** Logging into Mahuika on a terminal window before the transfer will make the process smoother
- Do **not** close the terminal window as soon as you run the command (especially while transferring folders); make sure the progress bar shows '100%' before you close it
- **Evaluate** a successful transfer: To make sure your files have been successfully transferred, it is a good idea to check that the file size of the original and transferred file(s) are the same



Time for a demo!



---

## If you need help

- Contact us at [support@nesi.org.nz](mailto:support@nesi.org.nz)
- The webinar materials (recording and slides) will be sent out to those who registered for the webinar.
- Thanks for coming!